

SESAME STREET
PBS KIDS
M-F 9am
WPSU TV
M-F 11am



Do you know how to get to *Sesame Street*? On this very special street, Sesame’s characters and friends inspire your child to explore their imagination, build social skills and learn about math, literacy, science and the arts. What better way to prepare for school and life than by going to *Sesame Street*!

This week’s focus: learning through role play.

ACTIVITY: MONDAY, NOVEMBER 29 - SOCIAL and EMOTIONAL LEARNING

Can Bert and Ernie get along?

Talk to your child about what it means to have a conflict, when people argue or disagree about something. Ask your child to tell you about a time when they and a friend had a conflict. How did it make them feel? How did their friend feel? What did they do to resolve the conflict? Have your child choose two stuffed animals to use to role play. Together, pretend that the stuffed animals disagree about something, such as what game to play. Ask your child to think of some solutions so that the stuffed animals can play together. Act them out! What solutions seemed to work best?

PA STANDARD: 16.1.PK.B – RECOGNIZE THAT EVERYONE HAS PERSONAL TRAITS WHICH GUIDE BEHAVIOR AND CHOICES.
16.2.PK.D – RECOGNIZE THAT CONFLICT OCCURS AND DISTINGUISH BETWEEN APPROPRIATE AND INAPPROPRIATE WAYS TO RESOLVE CONFLICT.

ACTIVITY: TUESDAY, NOVEMBER 30 - MATH THINKING

Elmo’s Pretend Store

Set up a pretend store in your home or classroom. Take turns being the store worker and the customer. Experiment with different quantities of items to practice your child’s understanding of what numbers and quantities represent. For example, the customer asks: “May I please have three spoons?” In response, the store worker gathers the items and counts them out loud to make sure they have the correct amount before giving them to the customer.

PA STANDARD: 2.1.PK.A.1 – KNOW NUMBER NAMES AND COUNT SEQUENCE. 2.1.PK.A.2 – COUNT TO TELL THE NUMBER OF OBJECTS. 2.4.PK.A.4 – CLASSIFY OBJECTS AND COUNT THE NUMBER OF OBJECTS IN EACH CATEGORY.

ACTIVITY: WEDNESDAY, DECEMBER 1 - EARLY LITERACY

Zoe and Abby Make a Story

Encourage your child to pretend to be their favorite superhero or prince/princess and act out a simple story which includes a beginning, middle and end. What does their character do first? What happens next? What happens at the end of their story? For older children, they can also draw their story on paper. Make three boxes to represent the beginning, middle and end. Your child can illustrate a picture inside each box and then tell their story.

PA STANDARD: 1.3.PK.C – WITH PROMPTING AND SUPPORT, ANSWER QUESTIONS TO IDENTIFY CHARACTERS, SETTINGS, AND MAJOR EVENTS IN A STORY.
1.4.PK.M – DICTATE NARRATIVES TO DESCRIBE REAL OR IMAGINE EXPERIENCES OR EVENTS. 1.4.PK.P – RECOUNT A SINGLE EVENT AND TELL ABOUT THE EVENTS IN THE ORDER IN WHICH THEY OCCURRED.

ACTIVITY: THURSDAY, DECEMBER 2 - SCIENCE THINKING

Grover’s Neighborhood Safari

Go on your own pretend safari. Take turns being the tour leader and the animal. The partner who is the animal can demonstrate how they move (hop, jump, slither, crawl, etc.) and what sounds they make. Can the tour leader guess the animal? Try being creative by using household items to demonstrate what an animal looks like (for example, use a scarf for a tail or a paper towel roll for a trunk or a horn).

PA STANDARD: 3.1.PK.A.5 – NAME THE BASIC PARTS OF LIVING THINGS. 10.4.PK.A – DEMONSTRATE COORDINATION OF BODY MOVEMENTS IN ACTIVE PLAY.
9.1.D.PK.E – USE IMAGINATION AND CREATIVITY TO EXPRESS SELF THROUGH DRAMATIC PLAY.

ACTIVITY: FRIDAY, DECEMBER 3 - THE ARTS

Cookie Monster’s Food Truck

Play pretend restaurant or food truck. One person is the chef and the other partner is the customer. Take turns ordering a pretend food item while the chef pretends to make and cook the item and serves it. Encourage the chef to talk about the ingredients and describe how they are “preparing and cooking” the item. Be sure to have fun pretend “tasting” the items.

PA STANDARD: 9.1.D.PK.B – RECREATE A DRAMATIC PLAY EXPERIENCE FOR AN AUDIENCE. 9.1.D.PK.E – USE IMAGINATION AND CREATIVITY TO EXPRESS SELF THROUGH DRAMATIC PLAY.
AL.1.PK.C – ENGAGE IN COMPLEX PLAY SEQUENCES WITH TWO OR MORE CHILDREN.

ELINOR WONDERS WHY

PBS KIDS
M-F 9:30am;
3:30pm

WPSU TV
M-F 10:30am



“Elinor Wonders Why” aims to encourage your child to follow their curiosity, ask questions when they don’t understand and find answers using science inquiry skills.

This week’s focus: exploring the season of winter.

ACTIVITY: MONDAY, DECEMBER 6 - SOCIAL and EMOTIONAL LEARNING



Winter comfort

The change of seasons and the anticipation of the holidays can be unsettling for young children. Spending some quality time together and doing some simple activities can be a healthy distraction and bring some calmness during this time of change. Elinor and her friends like to take nature walks. Dress for the weather and take a walk in your neighborhood or local park. Talk about the changes in the weather and the seasons. What is different? What is the same? If it happens to snow, have fun exploring it!

PA STANDARD: 16.1.PK.K.A – DISTINGUISH BETWEEN EMOTIONS AND IDENTIFY SOCIALLY ACCEPTED WAYS TO EXPRESS THEM. 16.2.PK.C – ENGAGE IN RECIPROCAL COMMUNICATION WITH ADULTS AND PEERS. 3.3.PK.A.5 – IDENTIFY SEASONS THAT CORRESPOND WITH OBSERVABLE CONDITIONS AND IDENTIFY HOW WEATHER AFFECTS DAILY LIFE.

ACTIVITY: TUESDAY, DECEMBER 7 - MATH THINKING



Exploring temperature

Talk about how temperature tells us how cold or hot it is inside and outside, and a thermometer measures the temperature. Ask: “Is it cold or hot in the winter? Summer?” You can explain that the higher or bigger number on a thermometer tells us it’s warmer or hot and the lower or smaller number tells us it is cooler or cold. On separate sheets of paper, make two simple thermometers (write a degree scale 0-10). Encourage your child to color the temperature line to 10 in red on the first one and on the second one, color the line to 2 in blue. Ask: “Which thermometer shows winter? Summer?”

PA STANDARD: 2.1.PK.A.1 – KNOW NUMBER NAMES AND COUNT SEQUENCE. 2.1.PK.A.2 – COUNT TO TELL THE NUMBER OF OBJECTS. 3.3.PK.A.5 – IDENTIFY SEASONS THAT CORRESPOND WITH OBSERVABLE CONDITIONS AND IDENTIFY HOW WEATHER AFFECTS DAILY LIFE.

ACTIVITY: WEDNESDAY, DECEMBER 8 - EARLY LITERACY



Snowball letters

Cut out four circles using white paper to simulate a snowball. Write the letters “S” “N” “O” “W” for younger children. Older children can practice writing the letters. Once finished, throw the paper “snowballs” and see if your child can put the letters in order by sounding out the letters. To make it more challenging, you can make 26 paper “snowballs” and write out the entire alphabet. Throw them to mix them up and then put them in order by singing the alphabet song.

PA STANDARD: 1.1.PK.B – IDENTIFY BASIC FEATURES OF PRINT. 1.1.PK.D – DEVELOP BEGINNING PHONICS AND WORD SKILLS. 1.4.PK.F AND 1.4.PK.R – EMERGING TO... SPELL SIMPLE WORDS PHONETICALLY.

ACTIVITY: THURSDAY, DECEMBER 9 - SCIENCE THINKING



Snowball melting

Try this simple snowball melting experiment. Put snowballs (or ice cubes if no snow) in clear cups in different areas around your home or classroom (i.e. window sill, refrigerator, near heater). Encourage your child to make predictions of what will happen. Check later to see if their predictions were right.

PA STANDARD: 3.2.PK.A.1 – SORT AND DESCRIBE OBJECTS ACCORDING TO SIZE, SHAPE, COLOR, AND TEXTURE. 3.2.PK.A.3 – NOTICE CHANGE IN MATTER. 3.2.PK.A.6 – PARTICIPATE IN SIMPLE INVESTIGATIONS OF MATTER TO ANSWER A QUESTION OR TO TEST A PREDICTION. 3.3.PK.A.4 – IDENTIFY A VARIETY OF USES FOR WATER.

ACTIVITY: FRIDAY, DECEMBER 10 - THE ARTS



Build a Snowfriend


Create your own “snowfriend” using homemade or craft materials such as play dough, old socks (rolled up into a ball) or recycled boxes and stacking them. Decorate with recycled materials from around the house. When finished, encourage your child to name their “snowfriend”.

PA STANDARD: AL.3.PK.C - USE MATERIALS AND OBJECTS TO REPRESENT NEW CONCEPTS. 9.1.V.PK.B - COMBINE A VARIETY OF MATERIALS TO CREATE A WORK OF ART.

CLIFFORD THE BIG RED DOG

PBS KIDS
M-F 10am

WPSU TV
M-F 12:30pm



Clifford and friends inspire imaginative play, friendship, and an interest in reading and storytelling among early learners. Clifford helps prepare your child for school and develop important life skills.

This week's focus: exploring the 5 senses.

ACTIVITY: MONDAY, DECEMBER 13 - SOCIAL and EMOTIONAL LEARNING



Touch

Clifford is a big, furry dog and loves to be petted by Emily Elizabeth. Try an activity to explore the sense of touch. Gather a variety of small items with different surfaces—smooth, rough, bumpy, soft, hard. Put the items in a bag. Encourage your child to close their eyes or you can use a blindfold. Ask them to pull an item from the bag and describe what it feels like. Can they guess what the item is? Talk about what it would be like if you could not see and would need to use touch to get around. Would it be easy or difficult? Talk about what life is like for people who do not have all five senses.

PA STANDARD: 16.2.PK.B – IDENTIFY SIMILARITIES AND DIFFERENCES BETWEEN SELF AND OTHERS. 16.3.PK.C – ACTIVELY ENGAGE IN ASSISTING OTHERS WHEN APPROPRIATE. 3.2.PK.A.1 – SORT AND DESCRIBE OBJECTS ACCORDING TO SIZE, SHAPE, COLOR, AND TEXTURE.

ACTIVITY: TUESDAY, DECEMBER 14 - MATH THINKING



Taste

Clifford loves to eat and try new foods. Try a fun tasting game and explore shapes at the same time. First, determine what 2D and 3D shapes you would like to use (i.e. square and cube, triangle and pyramid, circle and sphere), then find food items that are already that shape or that you can make into that shape. For example, cheese cubes or cut out cheese squares; pizza triangle slices; cereal shapes like circles and squares; sandwich squares, etc. Then have fun tasting the food shapes and describing what they taste like.

PA STANDARD: 2.3.PK.A.1 – IDENTIFY AND DESCRIBE SHAPES. 3.2.PK.A.1 – SORT AND DESCRIBE OBJECTS ACCORDING TO SIZE, SHAPE, COLOR, AND TEXTURE.

ACTIVITY: WEDNESDAY, DECEMBER 15 - EARLY LITERACY



Sight

Clifford is on the look out to find letters and words around Birdwell Island. Make some homemade binoculars out of two cardboard tubes and tape them together. Then go on letter hunt around your home, classroom and/or neighborhood. How many letters did you see? Did you find all the letters in the alphabet? Older children can keep track on a chart.

PA STANDARD: 1.1.PK.B – IDENTIFY BASIC FEATURES OF PRINT. 1.1.PK.D – DEVELOP BEGINNING PHONICS AND WORD SKILLS.

ACTIVITY: THURSDAY, DECEMBER 16- SCIENCE THINKING



Smell

Clifford loves to sniff around Birdwell Island. Talk about how some animals like dogs have a good sense of smell. Try a simple smell test experiment with your child. Find and display items that give off a smell such as soap, perfume, cinnamon, coffee grounds and food items. Then as your child smells each one, ask “Does it smell good or bad? Does this smell like something you would want to eat? Where have you smelled this before?” Older children can try closing their eyes or being blindfolded and try guessing what they smell.

PA STANDARD: 3.1.PK.A.1 – RECOGNIZE THE DIFFERENCE BETWEEN LIVING AND NON-LIVING THINGS. 3.1.PK.A.5 – NAME THE BASIC PARTS OF LIVING THINGS. 3.2.PK.A.1 – SORT AND DESCRIBE OBJECTS ACCORDING TO SIZE, SHAPE, COLOR, AND TEXTURE.

ACTIVITY: FRIDAY, DECEMBER 17 - THE ARTS



Hearing

Clifford has big ears and can hear really well. Talk about how some animals like dogs have a good sense of hearing. Then practice your hearing together by playing some fun “listening” games with music. Try singing a verse or simple nursery rhyme and have your child repeat it back. Play musical chairs or freeze dance (dance when music is playing and freeze in place when music stops).

PA STANDARD: 3.1.PK.A.1 – RECOGNIZE THE DIFFERENCE BETWEEN LIVING AND NON-LIVING THINGS. 3.1.PK.A.5 – NAME THE BASIC PARTS OF LIVING THINGS. 9.1.M.PK.A – KNOW AND USE BASIC ELEMENTS AND PRINCIPLES OF MUSIC AND MOVEMENT. 9.1.M.PK.B – RESPOND TO DIFFERENT TYPES OF MUSIC AND DANCE THROUGH PARTICIPATION AND DISCUSSION.

DECEMBER 20-DECEMBER 31, 2021

Many families are spending more time together as winter settles in. Countdown to the end of the year with these fun, free family activities.

#1 TOUR THE LIGHTS



Drive or walk through your community to see lights neighbors and businesses might have up. Talk with your child about the colors they see and which decorations are their favorites.

#2 CREATE A WINTER FEEDER

Take a pine cone or toilet paper roll and cover with peanut butter. Sprinkle birdseed on the peanut butter and hang in a nearby tree to feed the birds or squirrels.




#3 LIVING ROOM SLUMBER PARTY



Have a slumber party together in the living room.

#4 MOVIE NIGHT AT HOME

Pop some popcorn and watch a favorite movie together. Then discuss your favorite part and why.



#5 WINTER BOOK READ



Borrow some books about winter from the library and cuddle up to read together.

#6 MAKE COOKIES TOGETHER

Make cookies together and deliver some to nearby family or trusted neighbors.



#7 MAKE A CARD FOR OTHERS

Fold a piece of paper in half to create and decorate a card. Thank neighbors and friends who have been helpful to you like a firefighter, postal worker, crossing guard, or teacher.




#8 PJ PARTY BREAKFAST DINNER

Have a pajama party. Wear your pjs and have breakfast for dinner.



#9 FILL A MEMORY JAR FOR NYE

Create a memory jar. Write or draw about some of your favorite things your family did together during the year. Fold the papers and place in a container. On New Year's Eve, read and share them together.



#10 FAMILY DANCE PARTY

Take turns listening to your family member's favorite songs and have a dance party.



The important part of these activities is that you are doing them together. Whether you are watching your favorite **PBS KIDS** shows or playing together, **your child is learning**. Extend your experiences with your child by talking with them about their ideas. You are the essential part of your child's **Learning Neighborhood**.

DO IT TOGETHER