

Program Grid WPSU HD • May 3 - 7, 2021

Grades PreK - 12 • Check your local TV listings to find the channel for your local PBS station.

Working with the [Pennsylvania Department of Education](#), we have created [Learning at Home](#), your connection to thousands of hours of educational and entertaining programs, videos, activities and games to support you.

PBS Kids Learning Goals Color Code

Science, Technology, Engineering, and Math (STEM)	Social and Emotional Learning
Reading and Literacy	Social Studies, The Arts, and More!

Grade Bands	Times	MONDAY May 3, 2021	TUESDAY May 4, 2021	WEDNESDAY May 5, 2021	THURSDAY May 6, 2021	FRIDAY May 7, 2021
PreK to 3rd Grade	6:00 a.m.	READY JET GO!				
	6:30 a.m.	ARTHUR				
	7:00 a.m.	MOLLY OF DENALI				
	7:30 a.m.	WILD KRATTS				
	8:00 a.m.	HERO ELEMENTARY				
	8:30 a.m.	XAVIER RIDDLE AND THE SECRET MUSEUM				
	9:00 a.m.	THE DANIEL TIGER MOVIE: Won't You Be Our Neighbor?	CURIOUS GEORGE			
	9:30 a.m.		DANIEL TIGER'S NEIGHBORHOOD			
	10:00 a.m.	DONKEY HODIE				
	10:30 a.m.	DONKEY HODIE	ELINOR WONDERS WHY			
	11:00 a.m.	SESAME STREET				
	11:30 a.m.	PEG + CAT				
4th to 8th Grade	Noon	UNTAMED	ANTIQUES ROADSHOW	HISTORY DETECTIVES	GRETA THURNBURG A Year to Change the World	GENERATIONS YET TO COME
	12:30 p.m.	GROWING A GREENER WORLD				BASEBALL The Capital of Baseball
9th to 12th Grade	1:00 p.m.	PACIFIC HEARTBEAT	AMERICAN MASTERS	FINDING YOUR ROOTS	NOVA	
	1:30 p.m.				NOVA	
	2:00 p.m.	ASK THIS OLD HOUSE		ASIAN AMERICANS Breaking Ground	HUMAN The World Within	
	2:30 p.m.	ASK THIS OLD HOUSE			HUMAN The World Within	
PreK to 3rd Grade	3:00 p.m.	NATURE CAT				
	3:30 p.m.	PINKALICIOUS & PETERIFIC				
	4:00 p.m.	MOLLY OF DENALI				
	4:30 p.m.	XAVIER RIDDLE AND THE SECRET MUSEUM				
	5:00 p.m.	ODD SQUAD				






Find WPSU Learning at Home on TV • wpsu.org/learn

Program Grid WPSU HD • May 3 - 7, 2021

Grades PreK - 12 • Check your local TV listings to find the channel for your local PBS station.



Elementary Programs & Weekly Activities

PROGRAM	WATCH & PLAY
Monday, May 3, 2021 at 10:30am DONKEY HODIE 	SOCIAL AND EMOTIONAL LEARNING
	EPISODES - A Big Favor for Grampy/A Fair Way to Bounce
	FOCUS - Being fair and taking turns
	<small>PA STANDARD: 2.1.K.A.3 APPLY THE CONCEPT OF MAGNITUDE TO COMPARE NUMBERS AND QUANTITIES. 2.1.1.B.1 EXTEND THE COUNTING SEQUENCE TO READ AND WRITE NUMERALS TO REPRESENT OBJECTS. 16.2.K.A.CC7 PLAY COOPERATIVELY WITH A FEW PEERS FOR A SUSTAINED PERIOD OF TIME.</small>
	ACTIVITY: TRY THIS Discuss with your child how they decide who goes first when playing a game or doing an activity with a friend. What is a fair way to decide who gets to go first so we can take turns? Then play some "Who starts?" games such as coin toss ("heads or tails") or "Rock, Paper, Scissors". Remember rock (fist) beats scissors (v with fingers), paper (flat hand) beats rock and scissors beats paper. These games show the probability (chance something will happen) of different outcomes. Try playing 10 times and record the result of each round. Would you get the same results if you played again?
Tuesday, May 4, 2021 at 11:00am SESAME STREET 	ENGLISH AND LANGUAGE ARTS/LITERACY
	EPISODE - Rudy Blows His First Bubble
	FOCUS - Literacy activity: Speech Bubbles
	<small>PA STANDARD: 1.1.K.C DEMONSTRATE UNDERSTANDING OF SPOKEN WORDS, SYLLABLES, AND SOUNDS (PHONEMES). 1.4.K.B USE A COMBINATION OF DRAWING, DICTATING, AND WRITING.</small>
	ACTIVITY: TRY THIS Encourage your child to tell a short story in comic book format and use speech bubbles to show the dialogue between the characters. For younger children, try drawing some circles to represent bubbles and ask them to write in each bubble a word that starts with the letter B. Then grab some bubbles and wands and head outside for some bubble play! Be sure to show your child how to breathe in deeply and exhale slowly while blowing the bubbles out.
Wednesday, May 5, 2021 at 10:30am ELINOR WONDERS WHY 	SCIENCE AND NATURE
	EPISODES - The Paper Trail/Bath Time
	FOCUS - How animals keep themselves "clean"
	<small>PA STANDARD: 3.3.4.B - KNOW THAT LIVING THINGS ARE MADE UP OF PARTS THAT HAVE SPECIFIC FUNCTIONS. 1.4.K.B USE A COMBINATION OF DRAWING, DICTATING, AND WRITING.</small>
	ACTIVITY: TRY THIS Talk to your child about the importance of keeping ourselves clean in order to maintain a healthy level of hygiene. Ask: Why do you think we need to take a bath or shower? Do you like to take a bath or shower? Why or why not? Talk about how animals also have to stay clean and that they have to do this in order to survive. For example, if birds do not clean their feathers, they cannot fly fast. Ask your child to pick an animal to research and write how that animal keeps itself "clean". They can also draw a picture that shows this and younger children can dictate or write out phonetically. Were they surprised by what they learned? How does rolling in dirt or mud help some animals stay "clean"?
Thursday, May 6, 2021 at 11:30am PEG + CAT 	MATHEMATICS
	EPISODES - The Magic Uke/The Rocking Out Problem
	FOCUS - Lines of Symmetry
	<small>PA STANDARD: 2.3.1.A.2 USE THE UNDERSTANDING OF FRACTIONS TO PARTITION SHAPES INTO HALVES AND QUARTERS. 2.3.K.A.2 ANALYZE, COMPARE, CREATE, AND COMPOSE TWO- AND THREE-DIMENSIONAL SHAPES.</small>
	ACTIVITY: TRY THIS With your child, practice making lines of symmetry by using a string or yarn as the line of symmetry. Then pick objects in your house that represent a two-dimensional shape such as a rectangle (pillow), square (chair seat), circle (table, chair), etc. Encourage your child to use the string as the line of symmetry, placing it in the middle of the object so that both sides (halves) are equal or the same. You can also draw and cut out shapes and encourage your child to make a line of symmetry by folding the shape in half or by drawing the line of symmetry.
Friday, May 7, 2021 at 10:00am DONKEY HODIE 	SOCIAL AND EMOTIONAL LEARNING
	EPISODES - Super Duper Sleepover/Mountain Climb Time
	FOCUS - Exploring light and dark
	<small>PA STANDARD: 3.1.4.A - KNOW THAT NATURAL AND HUMAN-MADE OBJECTS ARE MADE UP OF PARTS. 3.2.4.C - RECOGNIZE AND USE THE ELEMENTS OF SCIENTIFIC INQUIRY TO SOLVE PROBLEMS. 3.4.4.A - RECOGNIZE BASIC CONCEPTS ABOUT THE STRUCTURE AND PROPERTIES OF MATTER.</small>
	ACTIVITY: TRY THIS Is your child afraid of the dark? Talk about how sometimes things look different when the lights are off, but things are the same in the light and in the dark. Your child can use a flashlight to explore light and dark. Collect objects like wooden blocks, small toy cars and figures, clear plastic cups, straws, pieces of waxed paper, aluminum foil and clear plastic wrap. Dim the lights and start exploring! Talk about what you observe as you shine the light on different materials. Which materials block the light and create shadows? Which ones create reflections? Which ones let all of the light or some of the light pass through? Encourage older children to draw and write their observations.