

## Program Grid WPSU HD • April 26 - 30, 2021

Grades PreK - 12 • Check your local TV listings to find the channel for your local PBS station.

Working with the [Pennsylvania Department of Education](#), we have created [Learning at Home](#), your connection to thousands of hours of educational and entertaining programs, videos, activities and games to support you.

### PBS Kids Learning Goals Color Code

Science, Technology, Engineering, and Math (STEM)

Social and Emotional Learning

Reading and Literacy






Social Studies, The Arts, and More!

Grade Bands	Times	MONDAY April 26, 2021	TUESDAY April 27, 2021	WEDNESDAY April 28, 2021	THURSDAY April 29, 2021	FRIDAY April 30, 2021	
PreK to 3rd Grade	6:00 a.m.	READY JET GO!					
	6:30 a.m.	ARTHUR					
	7:00 a.m.	MOLLY OF DENALI					
	7:30 a.m.	WILD KRATTS					
	8:00 a.m.	HERO ELEMENTARY					
	8:30 a.m.	XAVIER RIDDLE AND THE SECRET MUSEUM					
	9:00 a.m.	CURIOUS GEORGE					
	9:30a.m.	DANIEL TIGER'S NEIGHBORHOOD (2 Episodes)					
	10:30 a.m.	ELINOR WONDERS WHY					
	11:00 a.m.	SESAME STREET					
	11:30 a.m.	PEG + CAT					
4th to 8th Grade	Noon	UNTAMED	ANTIQUES ROADSHOW	HISTORY DETECTIVES	GRETA THURNBURG A Year to Save the Planet	BASEBALL The National Pastime	
	12:30 p.m.	GROWING A GREENER WORLD					
9th to 12th Grade	1:00 p.m.	KEEP TALKING	GREAT PERFORMANCES Romeo and Juliet	FINDING YOUR ROOTS	NOVA Fighting for Fertility		
	1:30 p.m.						
	2:00 p.m.	ASK THIS OLD HOUSE		MY GRANDPARENTS' WAR	HUMAN The World Within		
	2:30 p.m.	ASK THIS OLD HOUSE					
PreK to 3rd Grade	3:00 p.m.	NATURE CAT					
	3:30 p.m.	PINKALICIOUS & PETERIFIC					
	4:00 p.m.	MOLLY OF DENALI					
	4:30 p.m.	XAVIER RIDDLE AND THE SECRET MUSEUM					
	5:00 p.m.	ODD SQUAD					

Find WPSU Learning at Home on TV • [wpsu.org/learn](https://wpsu.org/learn)

## Program Grid WPSU HD • April 26 - 30, 2021

Grades PreK - 12 • Check your local TV listings to find the channel for your local PBS station.

PROGRAM	WATCH & PLAY
<b>Monday, April 26, 2021 at 11:30am PEG + CAT</b> 	<b>MATHEMATICS</b>
	<b>EPISODES - The Fuzzball Problem/The Silliest Song Problem</b>
	<b>FOCUS - 3D shapes:spheres and cylinders (STEM)</b>
	PA STANDARD: 2.3.K.A.2 ANALYZE, COMPARE, CREATE, AND COMPOSE TWO- AND THREE- DIMENSIONAL SHAPES.
	<b>ACTIVITY: TRY THIS</b> Talk about the 3-dimensional shapes, spheres (i.e. ball) and cylinders (i.e. soup can). Encourage your child to list 5 items that are spheres and 5 items that are cylinders. Why do they think those items are that particular shape? How does being that shape make them useful? What would that item be like if it was a different shape? Then trying making or building a sphere and cylinder using homemade materials. Be creative. Your child can use play dough or clay, paper or cardboard, etc. Was it difficult or easy to do?
<b>Tuesday, April 27, 2021 at 10:00am DANIEL TIGER'S NEIGHBORHOOD</b> 	<b>SOCIAL AND EMOTIONAL LEARNING</b>
	<b>EPISODES - Daniel Does It Himself/Daniel Learns to Swing</b>
	<b>FOCUS - Perseverance</b>
	PA STANDARD: 16.1.K.B.4.4 - DEMONSTRATE CONFIDENCE IN OWN ABILITIES. 16.2.K.SS EXPRESS AN OPINION ABOUT A STORY OR EXPERIENCE USING VISUAL SUPPORTS AND SPEAKING PROMPTS (E.G., I THINK...; I LIKE...).
	<b>ACTIVITY: TRY THIS</b> Explore these questions with your child: What are some things you are good at doing? What makes you proud? How can you show others you are proud of them? Next time you hear your child say "I can't...", try helping them to replace "I can't" with "I can't yet..." or "I'm learning to..." Those simple changes will make a big difference in how a child feels about their skills no matter what age they are! For more ideas, visit: <a href="https://pennsylvaniapbs.org/learning-at-home/ready-set-music/be-your-best-self/">https://pennsylvaniapbs.org/learning-at-home/ready-set-music/be-your-best-self/</a> .
<b>Wednesday, April 28, 2021 at 11:00am SESAME STREET</b> 	<b>ENGLISH AND LANGUAGE ARTS/LITERACY</b>
	<b>EPISODE - Abby Poofs A Party</b>
	<b>FOCUS - Literacy activity:Rhyming magic poem</b>
	PA STANDARD: 1.1.K.C DEMONSTRATE UNDERSTANDING OF SPOKEN WORDS, SYLLABLES, AND SOUNDS (PHONEMES). 1.4.K.B USE A COMBINATION OF DRAWING, DICTATING, AND WRITING.
	<b>ACTIVITY: TRY THIS</b> Talk about the magic spells, poems and songs you may know from popular fairy tales and stories. Can your child make up their own magic spell? To get them started, ask them to imagine something they would like to change or transform. For example, Abby uses her magic to change Leela's clothes and hair to dress up for the party. Once your child comes up with the idea, encourage them to make up a simple magic poem and use rhymes. They can base this magic poem on well-known ones in fairy tales and other stories such as "Bibbidi-Bobbidi-Boo" from Cinderella. Younger children can dictate or write out phonetically.
<b>Thursday, April 29, 2021 at 11:30am PEG + CAT</b> 	<b>MATHEMATICS</b>
	<b>EPISODES -The Roxanne Problem/The Girl Group Problem</b>
	<b>FOCUS - Solid shapes (3D) and Flat shapes (2D) and how to measure</b>
	PA STANDARD: 2.3.K.A.2 ANALYZE, COMPARE, CREATE, AND COMPOSE TWO- AND THREE- DIMENSIONAL SHAPES. 2.4.K.A.1 DESCRIBE AND COMPARE ATTRIBUTES OF LENGTH, AREA, WEIGHT, AND CAPACITY OF EVERYDAY OBJECTS.
	<b>ACTIVITY: TRY THIS</b> Talk with your child about the differences between solid shapes (3-dimensional) and flat shapes (2-dimensional). Ask them to name two ways they can measure flat shapes (i.e. length and width) and three ways they can measure solid shapes (i.e. length, width, and height). Encourage them to make a chart, making three columns and title them: "Shape", "Solid Shape (3D)", and "Flat Shape (2D)". Then go on a shape hunt around your home or neighborhood, writing down shapes they observe. Be sure to indicate if the shape they observe is solid or flat. Older children can also measure the flat shapes (length and width) and the solid shapes (length, width and height) and write their findings on the chart.
<b>Friday, April 30, 2021 at 10:30am ELINOR WONDERS WHY</b> 	<b>SCIENCE AND NATURE</b>
	<b>EPISODES - Burrowing Owl Girl/Olive's Tree</b>
	<b>FOCUS - Owls and their habitats (STEM)</b>
	PA STANDARD: 3.3.4.A - KNOW THE SIMILARITIES AND DIFFERENCES OF LIVING THINGS. 3.3.4.B - KNOW THAT LIVING THINGS ARE MADE UP OF PARTS THAT HAVE SPECIFIC FUNCTIONS. 1.4.K.B USE A COMBINATION OF DRAWING, DICTATING, AND WRITING.
	<b>ACTIVITY: TRY THIS</b> Discuss with your child about different types of owls (there are 250 species of owl) such as the burrowing owl and a barn owl. How are burrowing owls different from other owls they may know about? How are they the same? Older children can research and write about three facts they learned about burrowing owls and/or owls in general. Ask: Why are owls so good at hunting in the dark? How do an owl's eyes, ears, beak, feathers and talons help them be good hunters? Where do they live? Encourage your child to build an owl nest by using natural materials such as leaves, grass, twigs or by using homemade materials or recyclables. Ask: What can you do to make your nest more secure or stronger?