

Program Grid WPSU HD • December 7 - December 11, 2020

Grades PreK - 12 • Check your local TV listings to find the channel for your local PBS station.

Working with the [Pennsylvania Department of Education](#), we have created [Learning at Home](#), your connection to thousands of hours of educational and entertaining programs, videos, activities and games to support you.






PBS Kids Learning Goals Color Code

Science, Technology, Engineering, and Math (STEM)	Social and Emotional Learning
Reading and Literacy	Social Studies, The Arts, and More!

Grade Bands	Times	MONDAY December 7, 2020	TUESDAY December 8, 2020	WEDNESDAY December 9, 2020	THURSDAY December 10, 2020	FRIDAY December 11, 2020	
PreK to 3rd Grade	6:00 a.m.	READY JET GO!		NATURE CAT A Nature Carol	READY JET GO!		
	6:30 a.m.	ARTHUR			ARTHUR		
	7:00 a.m.	MOLLY OF DENALI					
	7:30 a.m.	WILD KRATTS					
	8:00 a.m.	HERO ELEMENTARY					
	8:30 a.m.	XAVIER RIDDLE AND THE SECRET MUSEUM					
	9:00 a.m.	CURIOUS GEORGE	CURIOUS GEORGE A Very Monkey Christmas	CURIOUS GEORGE			
	9:30a.m.	DANIEL TIGER		DANIEL TIGER'S NEIGHBORHOOD			
	10:00 a.m.	DANIEL TIGER'S NEIGHBORHOOD					
	10:30 a.m.	ELINOR WONDERS WHY					
	11:00 a.m.	SESAME STREET					
	11:30 a.m.	PEG + CAT					
4th to 8th Grade	Noon	SCIGIRLS					
	12:30 p.m.	CURIOUS CREW					
9th to 12th Grade	1:00 p.m.	CHARLEY PRIDE American Masters	NATURE The Cheetah Children	HISTORY DETECTIVES	POWER TRIP The Story of Energy	RECONSTRUCTION America After the Civil War	
	1:30 p.m.						
	2:00 p.m.	HISTORY WITH DAVID RUBENSTEIN	NOVA Secrets of the Forbidden City	DISMANTLING DEMOCRACY	HACKING YOUR MIND Us Vs. Them		
	2:30 p.m.	THE ROBOT DOCTOR					
PreK to 3rd Grade	3:00 p.m.	NATURE CAT		WILD KRATTS A Creature Christmas	NATURE CAT		
	3:30 p.m.	CYBERCHASE			CYBERCHASE		
	4:00 p.m.	MOLLY OF DENALI					
	4:30 p.m.	XAVIER RIDDLE AND THE SECRET MUSEUM					
	5:00 p.m.	ODD SQUAD					

Program Grid WPSU HD • December 7 - December 11, 2020

Grades PreK - 12 • Check your local TV listings to find the channel for your local PBS station.

PROGRAM	WATCH & PLAY
<p>Monday, December 7, 2020 at 10am DANIEL TIGER'S NEIGHBORHOOD</p> 	<p>SOCIAL / EMOTIONAL LEARNING</p>
	<p>EPISODES - Daniel's Lunch/Daniel's Toy</p>
	<p>FOCUS - Respecting likes and differences</p>
	<p><small>PA STANDARD: CC.1.4.K.B USE A COMBINATION OF DRAWING, DICTATING, AND WRITING. CC.1.5.K.C ASK AND ANSWER QUESTIONS...TO SEEK HELP, GET INFORMATION, OR CLARIFY SOMETHING.</small></p>
	<p>ACTIVITY: TRY THIS</p> <p>Remind your child that sometimes family and friends do not agree on certain things—and that's okay. People who like each other a lot can have different likes, interests and/or opinions. But even when we disagree, we should always treat other people with respect and dignity. Encourage your child to make a list of 5 things they like and 5 things they dislike. Younger children can dictate their answers. Then, have your child interview a friend or family member and compare the responses. Ask: did they find any of them that were the same or similar? Did they learn something new?</p>
<p>Tuesday, December 8, 2020 at 10:30am ELINOR WONDERS WHY</p> 	<p>SCIENCE AND NATURE</p>
	<p>EPISODES - Mz. Mole's Glasses/Elinor Stops the Squish</p>
	<p>FOCUS - Discovering the five senses</p>
	<p><small>PA STANDARD: 3.2.4.B - DESCRIBE OBJECTS IN THE WORLD USING THE FIVE SENSES. CC.1.4.K.B USE A COMBINATION OF DRAWING, DICTATING, AND WRITING. CC.1.1.K.C DEMONSTRATE UNDERSTANDING OF SPOKEN WORDS, SYLLABLES, AND SOUNDS (PHONEMES).</small></p>
	<p>ACTIVITY: TRY THIS</p> <p>Tell your child that they are going to use their eyes, ears, nose, mouth and hands as science tools to observe their surroundings. Make a chart with two columns—one for sense and one for object. Go on a "Sense Scavenger Hunt" either outside or around your home and write down observations. Older children can write the results, add pictures while younger children can draw pictures and dictate or sound out phonetically. When finished, ask your child to tell you which senses they used to observe objects. For example, "I used my ___(body part) to sense ___(the object)."</p>
<p>Wednesday, December 9, 2020 at 11am SESAME STREET</p> 	<p>SOCIAL AND EMOTIONAL LEARNING / LITERACY</p>
	<p>EPISODE - The Disappoint-O-Meter</p>
	<p>FOCUS - Handling disappointment with positive thinking and solutions</p>
	<p><small>PA STANDARD: CC.1.5.K.D SHARE STORIES, FAMILIAR EXPERIENCES, AND INTERESTS, SPEAKING CLEARLY ENOUGH TO BE UNDERSTOOD BY ALL AUDIENCES USING APPROPRIATE VOLUME.</small></p>
	<p>ACTIVITY: TRY THIS</p> <p>Play this oral story game with your family that encourages everyone to find a positive solution to any situation by taking turns using "Unfortunately" and "Fortunately" in the story. For example, start: "Once our family decided to make a picnic. Unfortunately, it started raining." Next turn: "Fortunately, the daughter took an umbrella." Next: "Unfortunately, the umbrella broke, while rain was becoming stronger and stronger." Next: "Fortunately, her brother could fix the umbrella". Next: "Unfortunately, he left his instruments at home." Turn by turn, offer problems and search for solutions. Don't hurry to come up with ideas - let your child make up the story and use their imagination.</p>
<p>Thursday, December 10, 2020 at 11:30am PEG+CAT!</p> 	<p>MATHEMATICS</p>
	<p>EPISODES - Peg Meets Cat/The Valentine's Day Problem</p>
	<p>FOCUS - Skip counting</p>
	<p><small>PA STANDARD: CC.2.1.K.A.1 KNOW NUMBER NAMES AND WRITE AND RECITE THE COUNT SEQUENCE CC.2.1.1.B.2 USE PLACE-VALUE CONCEPTS TO REPRESENT AMOUNTS OF TENS AND ONES AND TO COMPARE TWO-DIGIT NUMBERS.</small></p>
	<p>ACTIVITY: TRY THIS</p> <p>Use already made number cards or make your own by writing numbers on index cards or small pieces of paper. Older children can help write the numbers. Write numbers from zero to 120 by 10s for younger children and for older children by 5s or even 2s. Lay the cards in a circle (scramble the numbers so they are not in order) on the floor. Say the numbers in order (or have your child say them depending on the level of skip counting they are on). As you say each number, your child jumps to that number, then they jump back to the center before you or they say the next number.</p>
<p>Friday, December 11, 2020 at 11am SESAME STREET</p> 	<p>SOCIAL AND EMOTIONAL LEARNING / LITERACY</p>
	<p>EPISODE - Elmo's Good Luck Charm</p>
	<p>FOCUS - Literacy activity with the word "Sport"</p>
	<p><small>PA STANDARD: CC.1.4.K.B USE A COMBINATION OF DRAWING, DICTATING, AND WRITING. CC.1.1.K.C DEMONSTRATE UNDERSTANDING OF SPOKEN WORDS, SYLLABLES, AND SOUNDS (PHONEMES).</small></p>
	<p>ACTIVITY: TRY THIS</p> <p>Have your child write the letters S, P, O, R, T in a column and for each letter have them write three words they can think of that begin with that letter. For example, S: sock, spoon, soap; P: potato, pear, pie and so on. Younger children can write phonetically or dictate. For older children, you can make it more challenging by having them use adjective words to describe sports that also start with each of those letters or write about their favorite sport and why.</p>