

Program Grid WPSU HD • March 1 - 5, 2021

Grades PreK - 12 • Check your local TV listings to find the channel for your local PBS station.

Working with the [Pennsylvania Department of Education](#), we have created [Learning at Home](#), your connection to thousands of hours of educational and entertaining programs, videos, activities and games to support you.






PBS Kids Learning Goals Color Code

Science, Technology, Engineering, and Math (STEM)	Social and Emotional Learning
Reading and Literacy	Social Studies, The Arts, and More!

Grade Bands	Times	MONDAY March 1, 2021	TUESDAY March 2, 2021	WEDNESDAY March 3, 2021	THURSDAY March 4, 2021	FRIDAY March 5, 2021
PreK to 3rd Grade	6:00 a.m.	READY JET GO!				
	6:30 a.m.	ARTHUR				
	7:00 a.m.	MOLLY OF DENALI				
	7:30 a.m.	WILD KRATTS				
	8:00 a.m.	HERO ELEMENTARY				
	8:30 a.m.	XAVIER RIDDLE AND THE SECRET MUSEUM				
	9:00 a.m.	CURIOUS GEORGE				
	9:30a.m.	DANIEL TIGER'S NEIGHBORHOOD (2 Episodes)				
	10:30 a.m.	ELINOR WONDERS WHY				
	11:00 a.m.	SESAME STREET				
	11:30 a.m.	PEG + CAT				
4th to 8th Grade	Noon	INTO THE OUTDOORS Careers in Agriculture	ANTIQUES ROADSHOW Newport, Hour 1	HISTORY DETECTIVES Space Exploration	NATURE The Whale Detective	MAKE48
	12:30 p.m.	INTO THE OUTDOORS				FYR: THE SEEDLINGS
9th to 12th Grade	1:00 p.m.	PREHISTORIC ROAD TRIP	EUROPE'S NEW WILD Europe's Amazon	8 DAYS TO THE MOON AND BACK	NOVA Rise of the Rockets	BLACK BALLERINA
	1:30 p.m.	ASK THIS OLD HOUSE				SUMMONED Frances Perkins and the General Welfare
	2:00 p.m.	THE ROBOT DOCTOR				
	2:30 p.m.					
PreK to 3rd Grade	3:00 p.m.	NATURE CAT				
	3:30 p.m.	CYBERCHASE			PINKALICIOUS & PETERIFIC	
	4:00 p.m.	MOLLY OF DENALI				
	4:30 p.m.	XAVIER RIDDLE AND THE SECRET MUSEUM				
	5:00 p.m.	ODD SQUAD				

Program Grid WPSU HD • March 1 - 5, 2021

Grades PreK - 12 • Check your local TV listings to find the channel for your local PBS station.

PROGRAM	WATCH & PLAY
<p>Monday, March 1, 2021 at 11:30am PEG + CAT</p> 	<p>MATHEMATICS</p> <p>EPISODES - The Perfect Ten Problem/The Long Line Problem</p> <p>FOCUS - Number combinations that add up to 10</p> <p><small>PA STANDARD: 2.2.K.A.1 EXTEND THE CONCEPTS OF PUTTING TOGETHER AND TAKING APART TO ADD AND SUBTRACT WITHIN 10.</small></p> <p>ACTIVITY: TRY THIS</p> <p>Play your own "The Perfect 10" game with two players as judges. You can judge or rate different items such as TV shows, books, food, games, songs, toys etc. Encourage your child to make a chart with four columns: first column will be the item you are rating, label "What". The second column label the name of "Judge A", the third column the name of "Judge B" and the last column label "Total=10". Alternate turns between Judge A and B when judging. The judge who goes second has to make sure the number of stars they award will equal to 10. For example, if Judge A awards 3 stars then Judge B will award 7 stars in order to make a total of 10 stars. Younger children can use their fingers and/or counters to help make 10.</p>
<p>Tuesday, March 2, 2021 at 10am DANIEL TIGER'S NEIGHBORHOOD</p> 	<p>SOCIAL AND EMOTIONAL LEARNING</p> <p>EPISODES - Daniel Learns to Ask First/Friends Ask First</p> <p>FOCUS - Asking first before taking</p> <p><small>PA STANDARD: CC.1.5.K.C ASK AND ANSWER QUESTIONS...TO SEEK HELP, GET INFORMATION, OR CLARIFY SOMETHING. 16.2.K.A.CC7 PLAY COOPERATIVELY WITH A FEW PEERS FOR A SUSTAINED PERIOD OF TIME.</small></p> <p>ACTIVITY: TRY THIS</p> <p>Talk to your child about why it is important to always ask permission before taking anything that is not theirs even from family members. Ask them to think of a time when someone took something from them without asking first. How did that make them feel? Tell your child that you are proud of them when they share with others and ask permission to use or borrow something before taking. You can play a role playing game by taking turns asking each other to share or use belongings in polite ways: "When you are done with that, can I see it?" "May I look at your book please?"</p>
<p>Wednesday, March 3, 2021 at 11am SESAME STREET</p> 	<p>ENGLISH AND LANGUAGE ARTS/LITERACY</p> <p>EPISODE - Making the Band</p> <p>FOCUS - Literacy activity: LMNOP</p> <p><small>PA STANDARD: 1.1.K.C DEMONSTRATE UNDERSTANDING OF SPOKEN WORDS, SYLLABLES, AND SOUNDS (PHONEMES). 9.1.M.1.J.3 USE INSTRUMENTS TO DEMONSTRATE THE MELODY OF A SONG. 9.1.M.1.J.1 EXPLORE MUSICAL INSTRUMENTS.</small></p> <p>ACTIVITY: TRY THIS</p> <p>Play a literacy music game using the same letters as the Sesame Street band: LMNOP. Encourage your child to make 5 simple, homemade instruments using every day materials such as bowls and containers for drums, tissue box guitar (stretch rubber bands across the tissue box opening), shakers, etc. Each instrument will represent a letter in "LMNOP". Your child can label or write the letter on each "instrument". Ask your child to make up their own rhythmic patterns using different combinations of the letters LMNOP and write down the patterns and songs they come up with. For more ideas, visit https://pennsylvaniapbs.org/learning-at-home/ready-set-music.</p>
<p>Thursday, March 4, 2021 at 10am DANIEL TIGER'S NEIGHBORHOOD</p> 	<p>SOCIAL AND EMOTIONAL LEARNING</p> <p>EPISODES - Find What Makes Your Family Special/Family Day</p> <p>FOCUS - Exploring family and traditions</p> <p><small>PA STANDARD: CC.1.4.K.B USE A COMBINATION OF DRAWING, DICTATING, AND WRITING. CC.1.5.K.D SHARE STORIES, FAMILIAR EXPERIENCES, AND INTERESTS, SPEAKING CLEARLY ENOUGH TO BE UNDERSTOOD BY ALL AUDIENCES USING APPROPRIATE VOLUME.</small></p> <p>ACTIVITY: TRY THIS</p> <p>Talk with your child about activities and traditions that you do within your family. Ask family members to share something they love about the family -- a favorite memory, tradition, inside joke, etc. Encourage your child to make their own "My Family Traditions" book by collecting photos of your family doing these traditions or by drawing pictures. Older children can write captions and short descriptions while younger children can dictate and/or write out phonetically. Be sure to share and read together when finished!</p>
<p>Friday, March 5, 2021 at 10:30am ELINOR WONDERS WHY</p> 	<p>SCIENCE AND NATURE</p> <p>EPISODES - Mz. Mole's Glasses/Elinor Stops the Squish</p> <p>FOCUS - How shells protect animals (STEM)</p> <p><small>PA STANDARD: 3.3.4.B - KNOW THAT LIVING THINGS ARE MADE UP OF PARTS THAT HAVE SPECIFIC FUNCTIONS 3.2.4.B - RECOGNIZE AND USE THE TECHNOLOGICAL DESIGN PROCESS TO SOLVE PROBLEMS</small></p> <p>ACTIVITY: TRY THIS</p> <p>Talk about different animals/creatures that have shells such as turtles, snails and hermit crabs. Ask: why do you think shells are important? Then encourage your child to make or build a shell to protect a special toy or stuffed animal. Try using household materials—such as cardboard, cereal boxes, shoe boxes, plastic containers, etc. to build the shell. Will the shell be strong enough to protect the toy or stuffed animal? Test it out and see. Ask: what can you do to make it stronger?</p>